



Ozone Decontamination Station





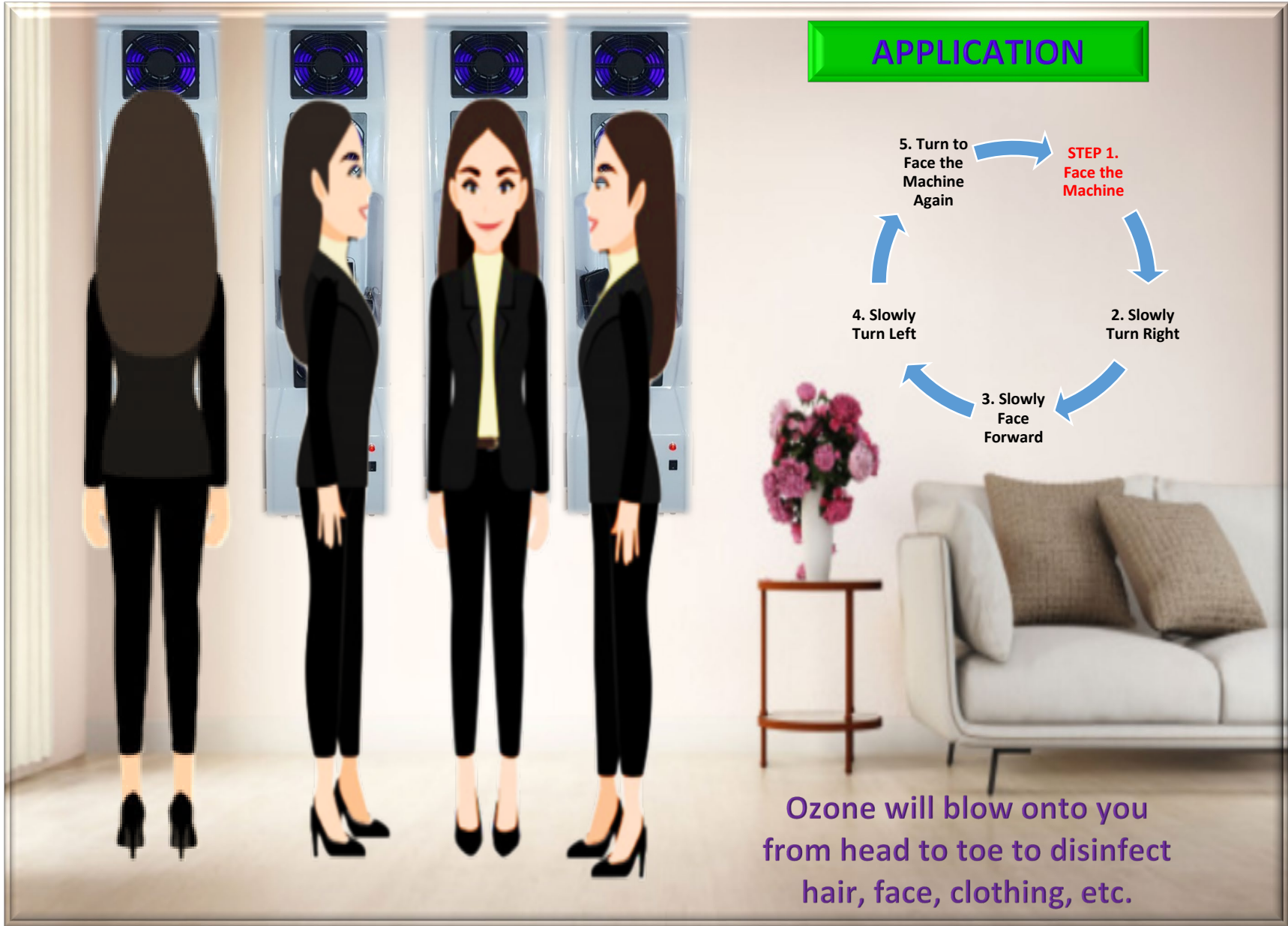
PLEASE
WEAR
A MASK



INSTALLATION

To be mounted
on the wall at entry point of
home, office, surgery etc.





APPLICATION

5. Turn to Face the Machine Again

STEP 1. Face the Machine

2. Slowly Turn Right

4. Slowly Turn Left

3. Slowly Face Forward

Ozone will blow onto you from head to toe to disinfect hair, face, clothing, etc.

APPLICATION

Place wallets, money, cell phones, car keys, sun glasses, etc in cradle.



Place bags, jackets, groceries etc on the floor under the machine.


What is Ozone?

Ozone is one of the most powerful disinfectants in the world. It can kill lower life forms like bacteria, fungi and **viruses** in seconds.

It can neutralise harmful chemicals.

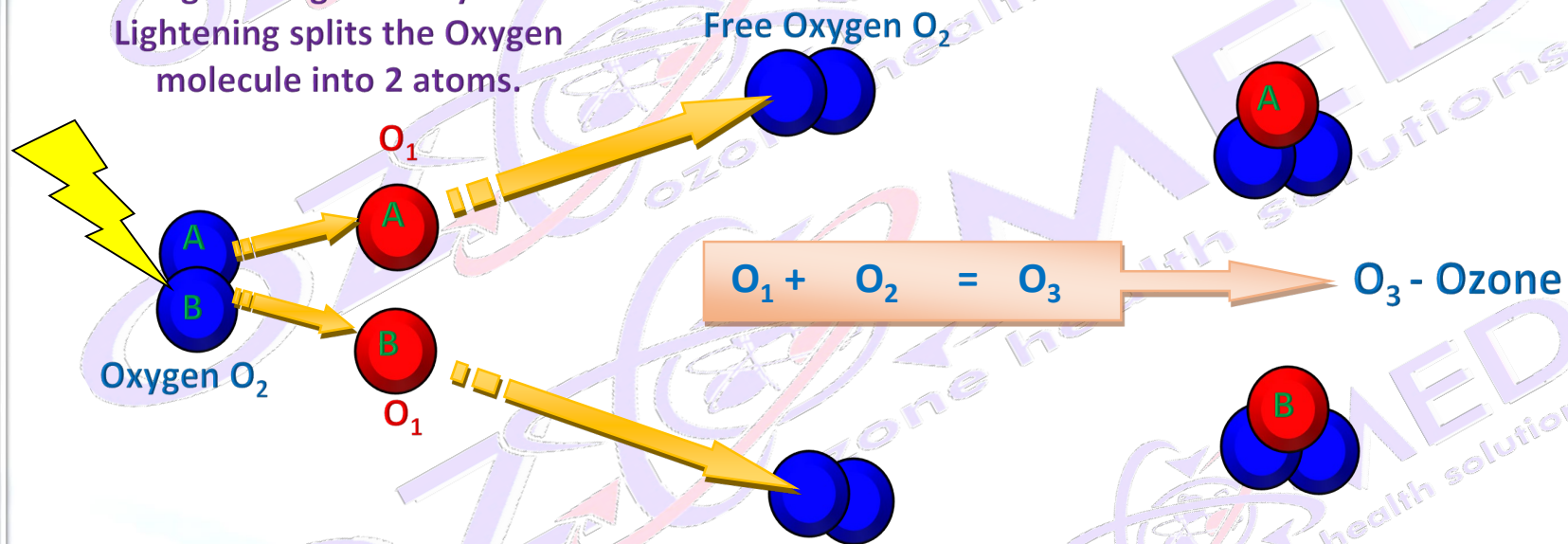
There is no residue left behind but an oxygen enriched environment whether in water or air.

Ozone is a gas and occurs naturally in the environment as the ozone layer, through lightening, in sea water and in forests.

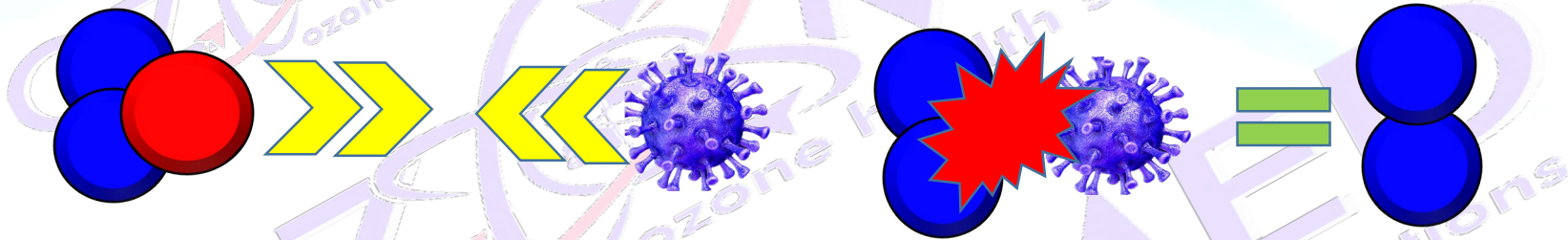


How is Ozone formed?

High voltage UV Rays or
Lightening splits the Oxygen
molecule into 2 atoms.



How does Ozone work?



Ozone will attach itself to the virus.
The third atom will bond with the virus and destroy it
leaving behind an oxygen molecule.

This is oxidation and disinfection.

OPERATION



1. Hang machine onto wall using the two keyhole slots at the rear.
2. Plug 3 pin plug into a 220 volts power supply socket.
3. Switch machine on using switch to standby mode.
4. The machine is now powered and red standby indicator light will come on.
5. Machine will activate automatically as a person stands in front of it.
6. **The centrifugal fans will draw ambient oxygen in and pass through the powerful electronics which will convert oxygen into ozone (ozone is supercharged oxygen). Ozone will then be blown out.**
6. It will then revert to standby mode as the person walks away from the machine.

SPECIFICATIONS



1. 220 Volts electrical system.
2. White ABS plastic housing.
3. Black plastic fan guards.
4. 2m 3 core cable with earth.
5. 3 Pin plug with earth.
6. Panel mount fuses.
7. Safety panel switch.
8. Non touch on/off activation.
8. All stainless steel fasteners.

CAUTION



1. This machine is designed for indoor use only.
2. Keep away from water.
3. Do not use in a dusty environment.
4. Do not leave electronic devices in cradle for more that 10 seconds. (car keys, cellphones)
5. Do not run machine continuoulsy for more than 30 minutes at a time.
6. Please do not open the machine as it contains high voltage components.
7. Tampering or opening machine will void warranty.
8. Do not clean with solvents. Wipe with a damp cloth.
9. Lay on its back before installation.
10. Do not drop the machine.
11. Do not accept delivery if box or machine is damaged.
12. Avoid breathing in ozone.
13. Wear a mask when decontaminating.
14. Do not stop hand sanitizing and social distancing.

WARRANTY

1. The machine carries a one year warranty.
2. Machine must be used for its intended purpose only.
3. Please contact your distributor for more details.



CONTACT

OzoneAir
Contact : Annika Van Rooyen
Cell : 083 391 7980
Tel : 011 391 2331
office@ozoneair.co.za